

STUDENT FEEDBACK ON CURRICULUM
2021-22

STUDENT FEEDBACK ON CURRICULUM

NAM College provides rich avenues of teaching, learning and research with excellent infrastructure. To review and reform the teaching-learning procedure and to sustain the quality of education, the institution seeks feedback from the students every year. IQAC led quality enhancement process includes feedback collection on various important aspects of the curriculum. For collecting feedback a questionnaire in Google Form containing 20 questions in 5 point Likert Scale was sent to the entire student community of the college. Among them, 901 students from all the department responded and their responses are statistically analyzed and is presented in the table given below.

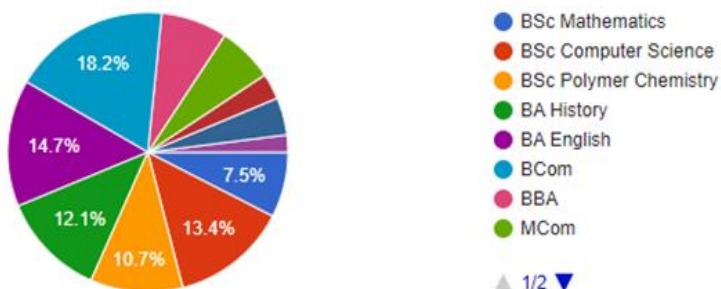
Distribution of students by programme studying

| Programme | No of Respondents | Percentage |
|------------------------|-------------------|------------|
| B.Sc Computer Science | 121 | 13.4 |
| B.Sc Polymer Chemistry | 96 | 10.7 |
| B.Sc Mathematics | 68 | 7.5 |
| B.Com | 164 | 18.2 |
| BA History | 109 | 12.1 |
| BA English | 132 | 14.7 |
| BBA | 69 | 7.7 |
| M.Com | 58 | 6.4 |
| M.Sc Computer Science | 18 | 2.0 |
| M.Sc Mathematics | 39 | 4.3 |
| MA English | 27 | 3.0 |
| Total | 901 | 100.0 |

Source: Survey Data

What degree programme are you pursuing now?

901 responses



Distribution of students by Year last attended Semester

| Semester | Frequncy | Percentage |
|-----------------|-----------------|-------------------|
| Second Semester | 345 | 38.3 |
| Fourth Semester | 314 | 34.9 |
| Sixth Semester | 242 | 26.9 |

The above table indicates that second semester students responded to the survey more actively than First- & Second-year students.

Semester

901 responses

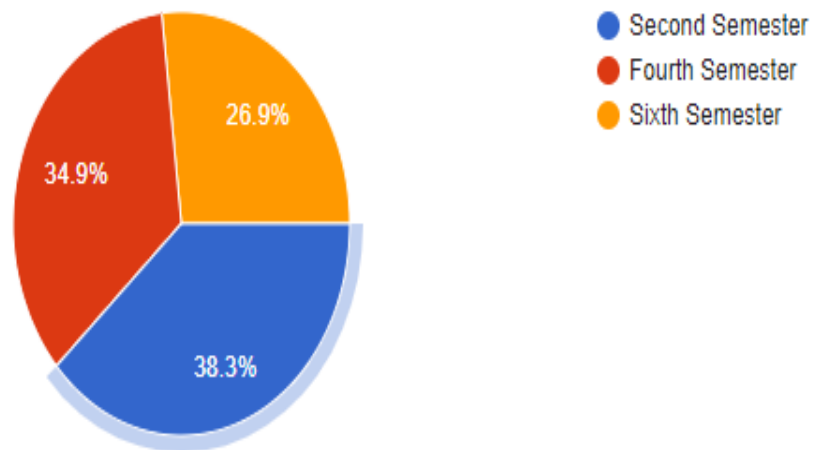


Table Showing the Summary of Analysis of Students' Feedback on Curriculum

| Sl. No | Parameters | 5 (in %) | 4 (in %) | 3 (in %) | 2 (in %) | 1 (in %) | Total (In %) |
|---------------|---|-----------------|-----------------|-----------------|-----------------|-----------------|---------------------|
| 1. | How much of the syllabus was covered in the class? (Write 5 - 85 to 100%; 4 - 70 to 84%; 3 - 55 to 69%; 2 - 30 to 54% and 1 -Below 30%) | 54.3 | 31.6 | 10.7 | 2.8 | 0.6 | 100 |
| 2. | How well did the teachers prepare for the classes? (Write 5 - Thoroughly; 4 - Satisfactorily; 3 - Poorly; 2 - Indifferently; and 1 - Won't teach at all) | 28.7 | 65.1 | 4.1 | 1.7 | 0.3 | 100 |
| 3. | How well are the teachers able to communicate? (write 5 - Always effective; 4 - Sometimes effective; 3 - Just satisfactorily; 2 - Generally ineffective and 1 - Very poor communication) | 54.8 | 31.5 | 11.2 | 1.4 | 1.0 | 100 |
| 4. | The teacher's approach to teaching can best be described as (5 - Excellent; 4 - Very good; 3 - Good; 2 - Fair and 1- Poor) | 32.7 | 38.2 | 24.6 | 3.8 | 0.7 | 100 |
| 5. | Fairness of the internal evaluation process by the teachers (5- Always fair; 4 - Usually fair; 3 - Sometimes unfair; 2 - Usually unfair; 1- Unfair) | 42.8 | 42.3 | 12.1 | 1.6 | 1.2 | 100 |
| 6. | Was your performance in assignments discussed with you (5-Every time; 4 - Usually; 3 - Occasionally/Sometimes; 2 - Rarely; 1- Never) | 32.3 | 41.2 | 18.0 | 5.8 | 2.8 | 100 |
| 7. | The institute takes active interest in promoting internship, student exchange, field visit opportunities for students (5 - Regularly; 4 - Often; 3 - Sometimes; 2 - Rarely 1 - Never) | 29.2 | 31.6 | 24.1 | 8.2 | 6.9 | 100 |
| 8. | The teaching and mentoring process in your institution facilitates you in cognitive, social and emotional growth (5 - Significantly; 4 - Very well; 3 - Moderately; 2 Marginally ; 1 - Not | 27.7 | 51.6 | 7.8 | 8.8 | 4.1 | 100 |

| | | | | | | | |
|-----|--|-------------|-------------|-------------|------------|------------|------------|
| | at all) | | | | | | |
| 9. | The institution provides multiple opportunities to learn and grow (5 - Strongly agree; 4 – Agree; 3 - Neutral; 2 – Disagree; 1 – Strongly disagree) | 28.2 | 48.4 | 19.5 | 3.0 | 0.9 | 100 |
| 10. | Teachers inform you about your expected competencies, course outcomes and programme outcomes (5 -Every time; 4 – Usually; 3– Occasionally/Sometimes; 2 - Rarely; 1 - Never) | 40.7 | 37.5 | 16.4 | 3.9 | 1.4 | 100 |
| 11. | Your mentor does a necessary follow-up with an assigned task to you (5 -Every time ; 4 – Usually; 3 – Occasionally/Sometimes; 2 - Rarely; 1 - Never) | 36.3 | 43.5 | 14.2 | 4.7 | 1.3 | 100 |
| 12. | The teachers illustrate the concepts through examples and applications (5 -Every time ; 4 – Usually; 3 – Occasionally/Sometimes; 2 - Rarely; 1 - Never) | 44.8 | 38.8 | 12.0 | 3.7 | 0.7 | 100 |
| 13. | The teachers identify your strengths and encourage you with providing right level of challenges (5 – Fully; 4 - Reasonably; 3 -Partially; 4 - Slightly; 5 - Unable to) | 36.1 | 36.6 | 15.2 | 8.3 | 3.8 | 100 |
| 14. | Teachers are able to identify your weaknesses and help you to overcome them (5 -Every time ; 4 – Usually; 3 – Occasionally/Sometimes; 2 - Rarely; 1- Never) | 34.1 | 35.3 | 15.4 | 9.4 | 5.8 | 100 |
| 15. | The institution makes effort to engage students in the monitoring, review and continuous quality improvement of the teaching learning process(5- Strongly agree; 4 – Agree; 3-Neutral; 2 – Disagree; 1– Strongly disagree) | 29.7 | 49.1 | 16.9 | 3.1 | 1.2 | 100 |
| 16. | The institute/ teachers use student centric methods, such as experiential learning, | 29.8 | 47.9 | 14.3 | 5.0 | 3.0 | 100 |

| | | | | | | | |
|-----|--|-------------|-------------|-------------|-------------|-------------|------------|
| | participative learning and problem-solving methodologies for enhancing learning experiences. (5- To a great extent; 4 – Moderate; 3 – Somewhat; 2 - Very little; 1 – Not at all) | | | | | | |
| 17. | Teachers encourage you to participate in extracurricular activities. . (5- Strongly agree; 4 – Agree; 3-Neutral; 2 – Disagree; 1– Strongly disagree) | 35.0 | 43.5 | 15.3 | 4.7 | 1.5 | 100 |
| 18. | Training offered by college to improve soft skills, life skills and employability skills make you ready for the world of work(5– To a great extent; 4- Moderate; 3 – Somewhat; 2 - Very little; 1– Not at all) | 30.4 | 43.5 | 15.3 | 7.5 | 3.3 | 100 |
| 19. | What percentage of teachers use ICT tools such as LCD projector, Multimedia, etc. while teaching (5-Above 90%; 4 - 70 – 89%; 3 50 – 69%; 2 – 30 – 49%; 1 - Below 29%) | 20.4 | 32.4 | 20.1 | 11.1 | 16.0 | 100 |
| 20. | The overall quality of teaching-learning process in your institute is very good (5- Strongly agree; 4 – Agree; 3-Neutral; 2 – Disagree; 1– Strongly disagree) | 34.1 | 46.8 | 16.6 | 1.8 | 0.7 | 100 |

Source: Survey Data

In the five point Likert Scale, the student can select any one figure varying from 5 to 1; 5 stands for highly satisfied/most favorable, 4 stands for satisfied / favorable, 3 stands for neither satisfied nor dissatisfied, 2 stands for dissatisfied / unfavorable and 1 stands for highly dissatisfied / highly unfavorable. Option 3 is considered as the mean and above 3 (4 and 5) indicates that students are satisfied. At the same time, less than the value three is an indicator of dissatisfaction and in the opinion of that student; certain corrective measures are required for improvement on the part of the teachers / institution / management / individual concerned, as the case may be.

- Analysis of the feedback received from them shows that majority (80.39 percent) of the students have responded with the value more than three, and the overall mean value calculated for these 24 questions together is 4.02. This indicates that more than four fifth

of the students are satisfied with various aspects of teaching learning process and environment in the college.

- Among the students 86 percent were satisfied with the coverage of syllabus in their classes, and according to them more than 97 percent of the syllabus was covered in the classroom.
- More than 93 percent (91.8%) of the students stated that the teachers prepared well for the classes. The mean value calculated is 4.20 with SD 0. 0.62
- With regard to the communication capacity of teachers, 86.30 percent of the students responded positively.
- 70.90 percent of the students stated that the teachers approach to teaching process is excellent / very good.
- 85.10 percent felt fairness in the internal evaluation process by the teachers.
- Majority (73.5 percent) of the students stated that the teachers discussed with them their performance in assignments.
- Majority of the students (60.8 percent) opined that the institution takes active interest in promoting internship, student exchange, and field visit opportunities.
- Nearly four-fifth (79.3 percent) of the respondents stated that the teaching and mentoring process in the college help them in their social, cognitive and emotional growth.
- Similarly, 76.60 percent of them were of the opinion that the institution provided them multiple opportunities to learn and grow.
- 78.20 percent of the students stated that the teachers in the college provided them necessary information about the expected competencies, course outcomes and programme outcomes.
- Regarding mentor – mentee relationship in the college, 79.80 percent of the students stated that their mentor did necessary follow up with an assigned task.
- 83.6 percent of the students are satisfied with the teaching methods followed by teachers, and they opined that the teachers illustrated the concepts through examples and applications.
- A teacher has to identify the strengths and weaknesses of his students and have to encourage them by providing right level of challenges. In this respect, 72.70 percent asserted that the teachers in the college helped them.

- An institution has to continuously strive to improve the quality of teaching and learning process. 69.4 percent of the students have positively responded to the question related to this point.
- 78.80 percent of the students have stated that the institution makes effort to engage students in the monitoring, review and continuous quality improvement of the teaching learning process
- Similarly, 77.60 percent of the students have stated that the method of teaching used by the teachers in the institute is student-centric learning methodologies for enhancing learning experiences.
- 78.5 percent of the students have stated that the teachers encouraged them to participate in co-curricular and extra-curricular activities.
- 73.8 percent of the respondents were satisfied with the training offered by the college to improve soft skills, life skills and employability skills of the students.
- Majority of the students (52.80 percent) have positively responded to the question related to the use of ICT tools by teachers in the classrooms.
- More than four-fifths (80.9 percent) of the students considered the overall quality of teaching-learning process to be very good.

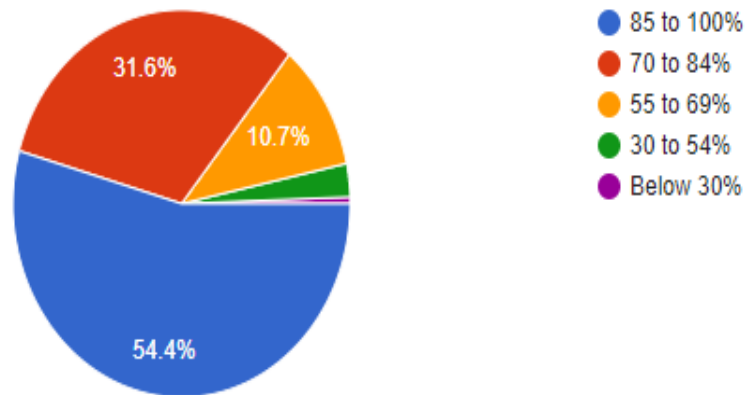
Conclusion

The feedback is a way of effective listening and a tool for continued learning and improvements. Therefore, the consolidated feedback report is shared at the HODs/coordinators/Officials meeting and also with the departments for required further actions.

Figure Showing the Summary of Analysis of Students' Feedback

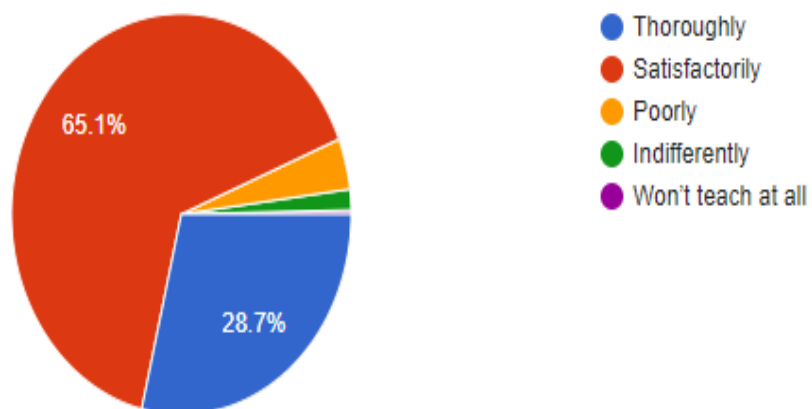
1. How much of the syllabus was covered in the class?

901 responses



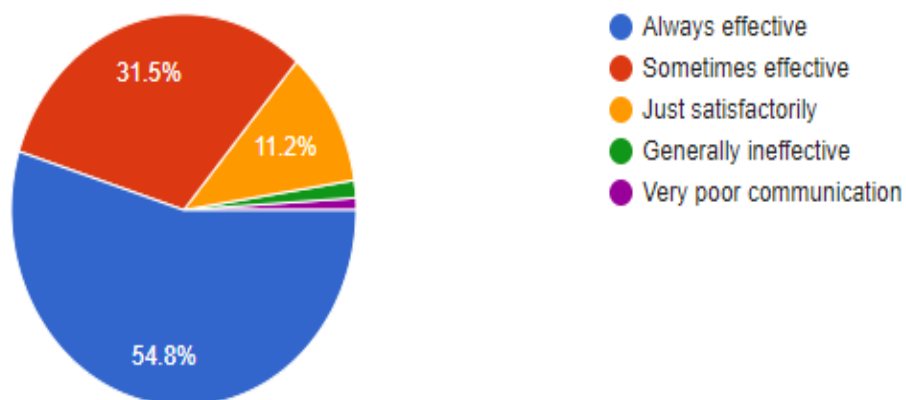
2. How well did the teachers prepare for the classes?

901 responses



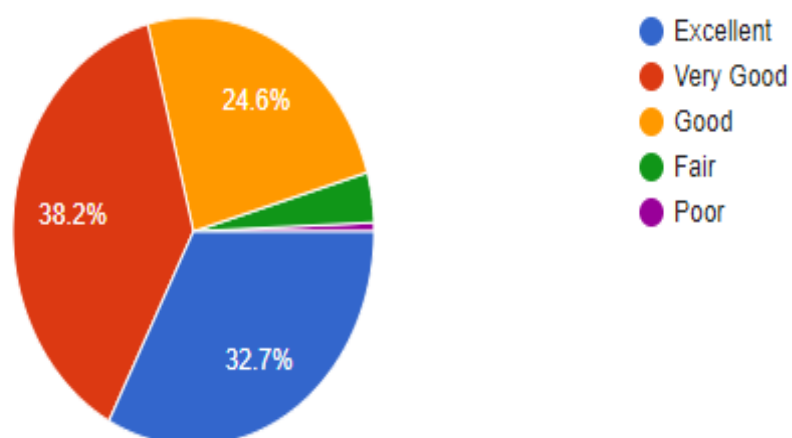
3. How well are the teachers able to communicate?

901 responses



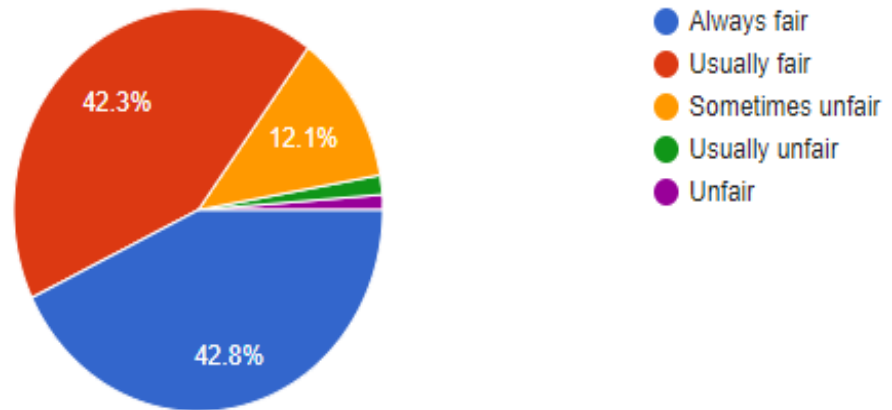
4. The teacher's approach to teaching can best be described as

901 responses



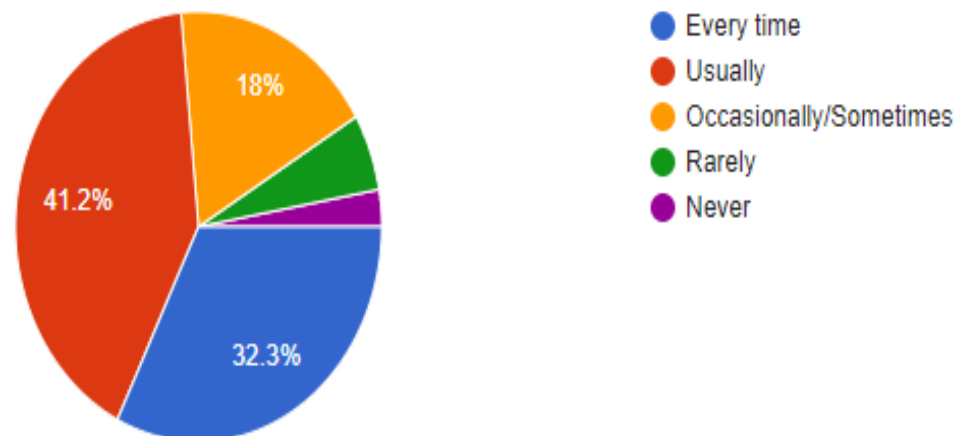
5. Fairness of the internal evaluation process by the teachers

901 responses



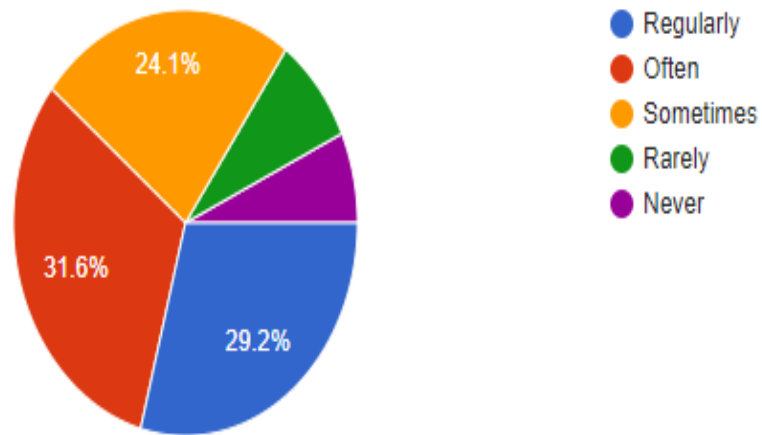
6. Was your performance in assignments discussed with you

901 responses



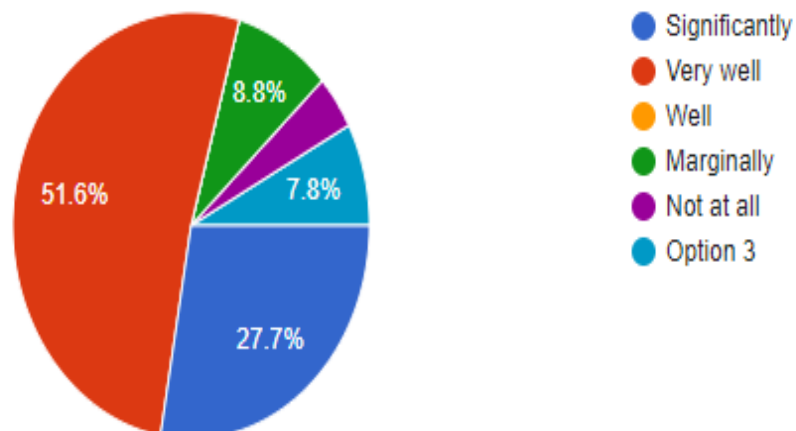
7. The institute takes active interest in promoting internship, student exchange, field visit opportunities for students

901 responses



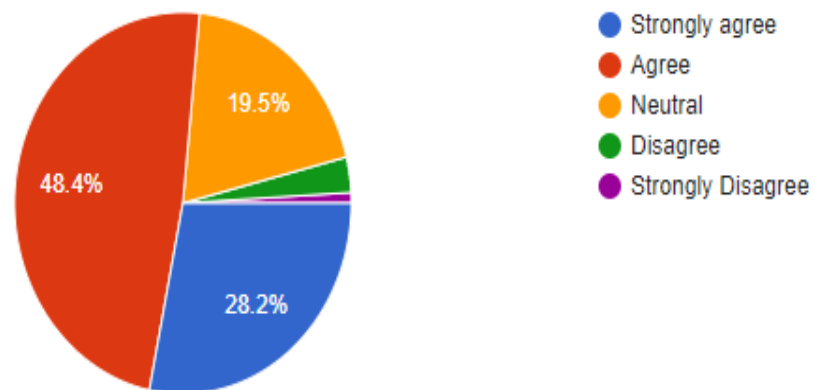
8. The teaching and mentoring process in your institution facilitates you in cognitive, social and emotional growth

901 responses



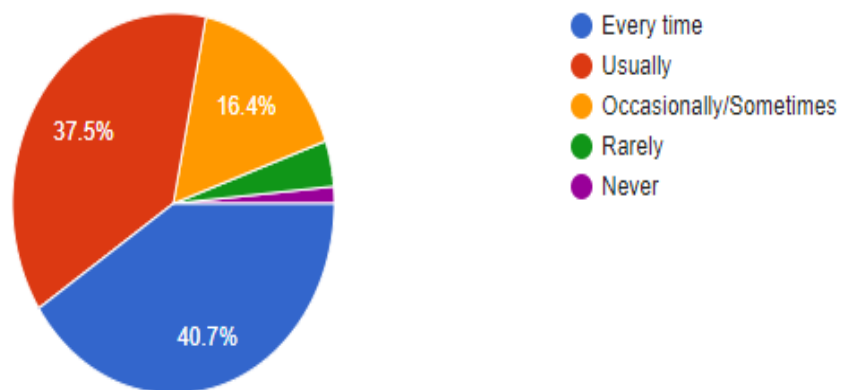
9. The institution provides multiple opportunities to learn and grow

901 responses



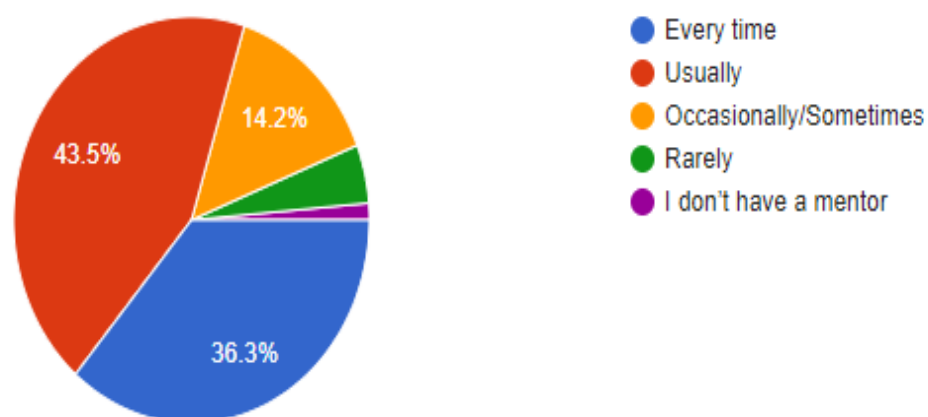
10. Teachers inform you about your expected competencies, course outcomes and programme outcomes

901 responses



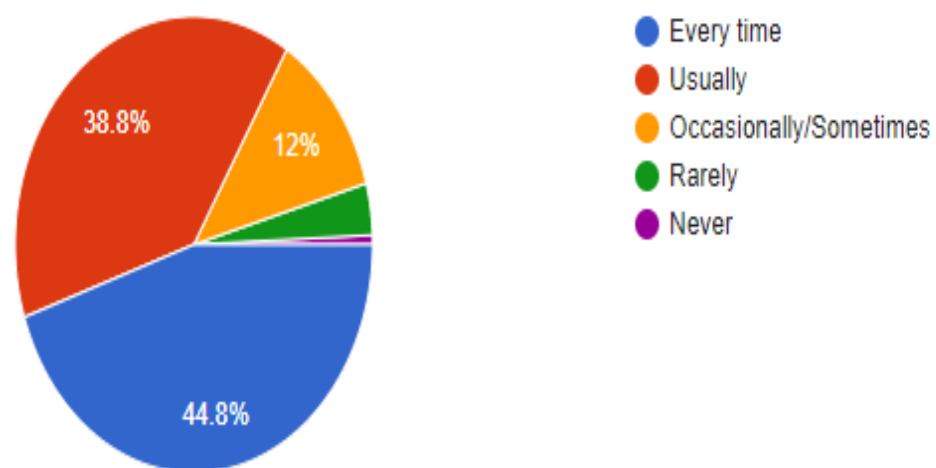
11. Your mentor does a necessary follow-up with an assigned task to you

901 responses



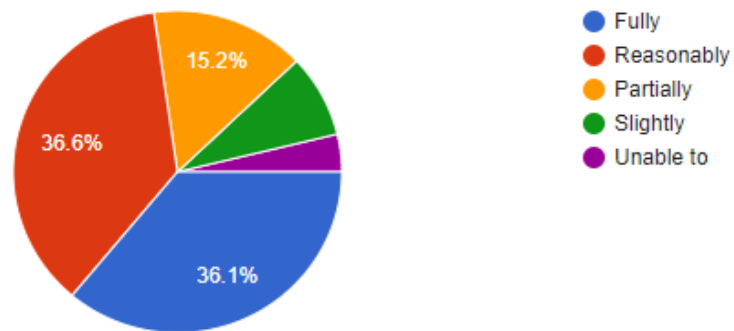
12. The teachers illustrate the concepts through examples and applications

901 responses



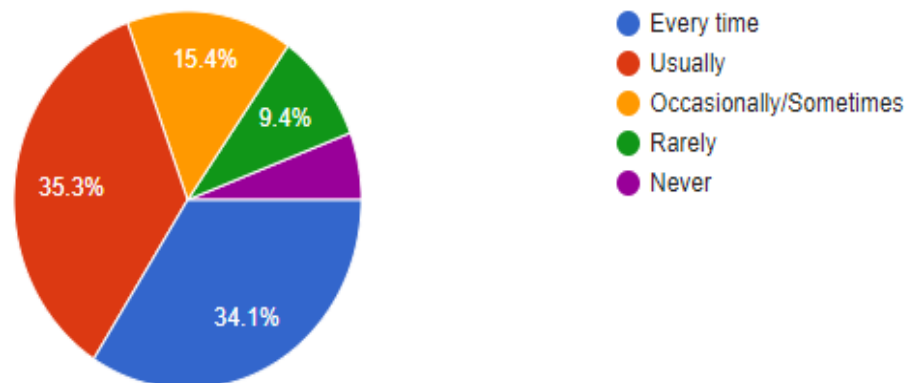
13. The teachers identify your strengths and encourage you with providing right level of challenges

901 responses



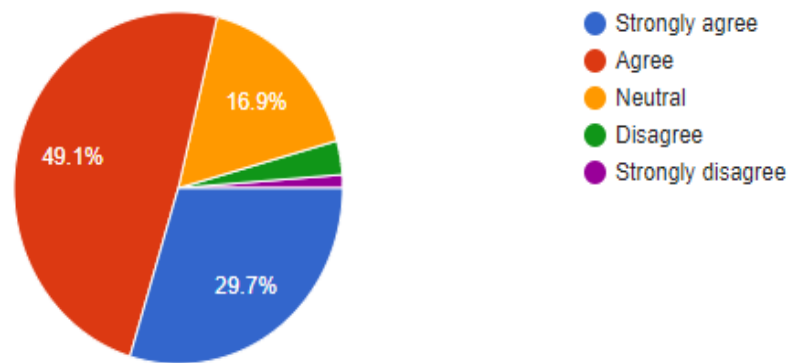
14. Teachers are able to identify your weaknesses and help you to overcome them

901 responses



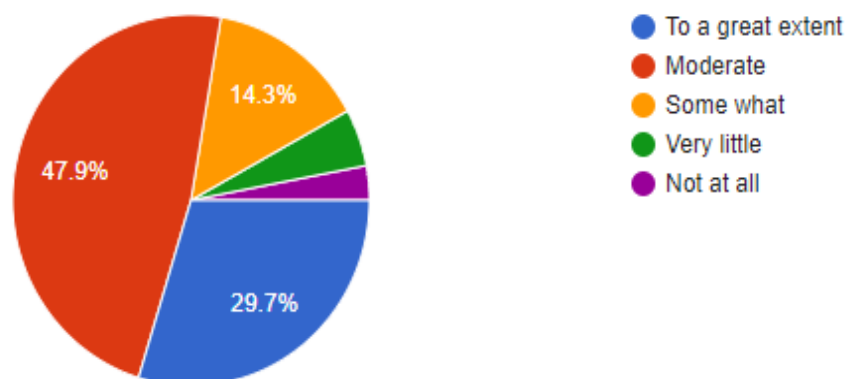
15. The institution makes effort to engage students in the monitoring, review and continuous quality improvement of the teaching learning process

901 responses



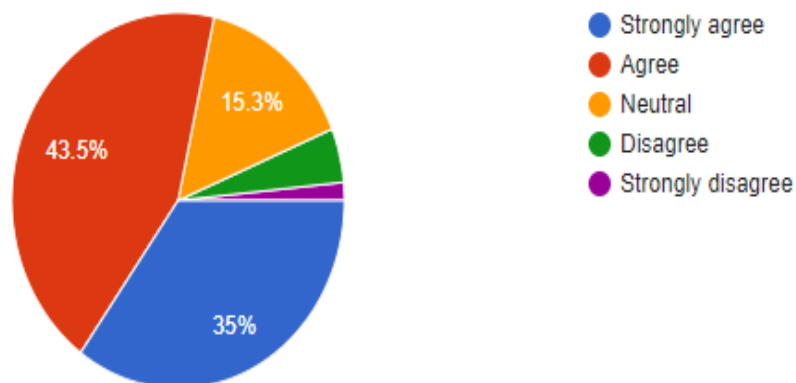
16. The institute/ teachers use student centric methods, such as experiential learning, participative learning and problem solving methodologies for enhancing learning experiences

901 responses



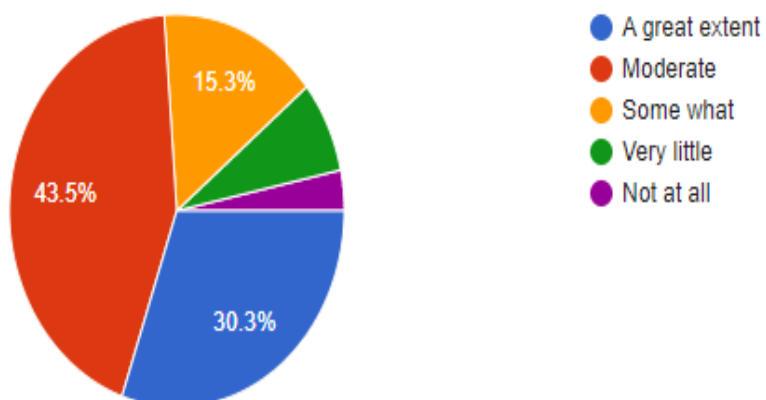
17. Teachers encourage you to participate in extracurricular activities.

901 responses



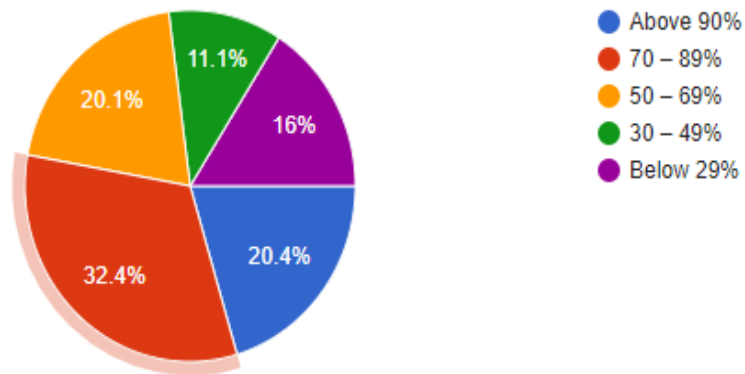
18. Training offered by college to improve soft skills, life skills and employability skills make you ready for the world of work

901 responses



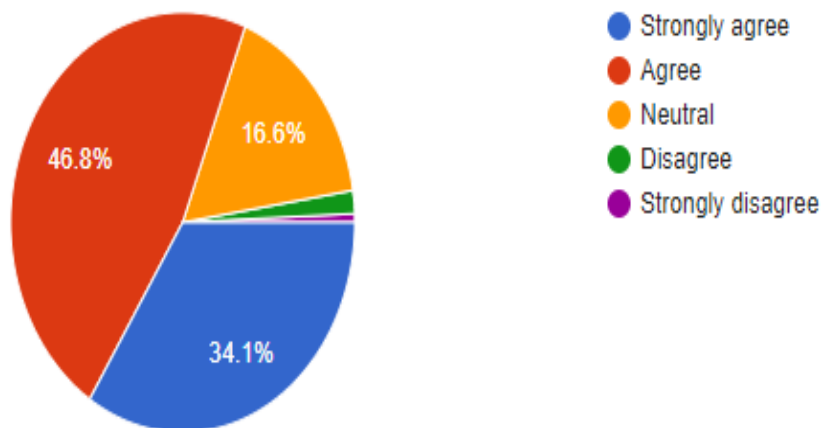
19. What percentage of teachers use ICT tools such as LCD projector, Multimedia, etc. while teaching

901 responses



20. The overall quality of teaching-learning process in your institute is very good

901 responses



**TEACHERS FEEDBACK ON CURRICULUM
DESIGN AND IMPLEMENTATION
2021-22**

TEACHERS FEEDBACK ON CURRICULUM DESIGN AND IMPLEMENTATION

2021-2022

To review and reform the teaching-learning procedure and to sustain the quality of education, the institution seeks feedback from the faculty every year. The IQAC led quality enhancement process includes feedback collection on various important aspects of the curriculum viz. the need-based importance of the curriculum, clarity of the course objectives, effectiveness of course contents and activities, the learning assessments, availability of referential materials, etc., by using five scale rating, Viz. Strongly Agree, Agree, Neither Agree or Disagree, Disagree and Strongly Disagree. Overall Rating (Mean Value) = 4.37; N=46

| SL No | Statement | Responses (Percent) | | | | | |
|-------|---|---------------------|-------|----------------------------|----------|-------------------|-------|
| | | Strongly Agree | Agree | Neither Agree Nor Disagree | Disagree | Strongly Disagree | Total |
| 1 | The courses / syllabi taught by me have a good balance between theory and application | 39.2 | 54.3 | 6.5 | 0.0 | 0.0 | 100 |
| 2 | The objectives of the syllabi are well defined | 39.2 | 56.5 | 4.3 | 0.0 | 0.0 | 100 |
| 3 | The books/journals etc. prescribed / listed as reference materials are relevant, updated and cover the entire syllabi | 34.8 | 50.0 | 10.9 | 4.3 | 0.0 | 100 |
| 4 | The courses / syllabi of the subjects taught by me increased my interest, knowledge and perspective in the subject area | 54.3 | 39.1 | 4.3 | 2.2 | 0.0 | 100 |
| 5 | The college has given me full freedom to adopt new techniques / strategies of teaching such as group discussions, seminar presentations and learners' participation | 63.0 | 28.3 | 4.3 | 4.3 | 0.0 | 100 |
| 6 | I have the freedom to adopt new techniques / strategies of testing and assessment of students | 67.4 | 23.9 | 2.2 | 6.5 | 0.0 | 100 |
| 7 | Tests and examinations are conducted well in time with | 63.0 | 26.1 | 10.9 | 0.0 | 0.0 | 100 |

| | | | | | | | |
|----|--|------|------|------|-----|------|-----|
| | proper coverage of all units in the syllabus. | | | | | | |
| 8 | The prescribed books are available in the Library in sufficient numbers | 37.0 | 47.8 | 2.2 | 2.2 | 10.9 | 100 |
| 9 | The environment in the College is conducive to teaching and research | 45.7 | 45.7 | 0.0 | 8.7 | 0.0 | 100 |
| 10 | The administration is teacher friendly. | 56.5 | 34.8 | 4.3 | 4.3 | 0.0 | 100 |
| 11 | The college provides adequate opportunities and support to faculty members for upgrading their skills and qualifications | 63.0 | 23.9 | 8.7 | 4.3 | 0.0 | 100 |
| 12 | ICT facilities in the college are adequate and satisfactory | 41.3 | 43.5 | 10.9 | 4.3 | 0.0 | 100 |
| 13 | Separate space in college Canteen is available for Teachers | 58.7 | 32.6 | 4.3 | 2.2 | 2.2 | 100 |
| 14 | Toilets / washrooms are clean and properly maintained | 50.0 | 37.0 | 10.9 | 2.2 | 0.0 | 100 |
| 15 | The classrooms are clean and well maintained | 63.0 | 28.3 | 4.3 | 4.3 | 0.0 | 100 |

Source: Primary Data

As a part of ensuring quality, IQAC collected and analyzed feedback from different stakeholders and findings were discussed for taking actions, if necessary. Teachers constitute an important stakeholder group in higher educational institutions. During the academic year 2021- 22, feedback was collected from teachers through Feedback Form. The Form contained 15 statements, in Five Point Likert Scale. Faculty members have to write numbers 5 to zero against each statement as their response. (5= Strongly Agree, 4= Agree, 3= Neither Agree or 2= Disagree and 1= Disagree). Duly filled in forms were received from 46 teachers.

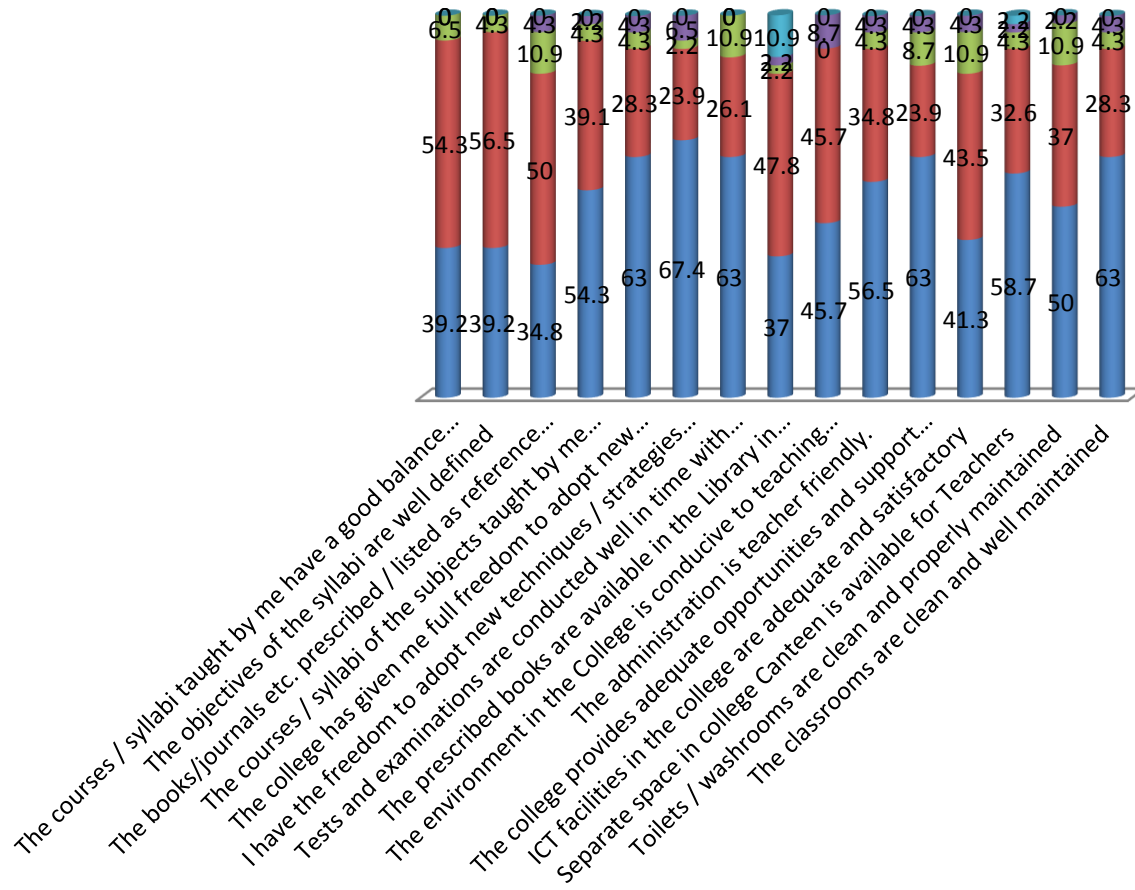
- The table given above shows the responses of the teachers against various statements. From the above table, it can be understood that almost all teachers are satisfied with the curriculum, infrastructure, teaching and learning environment in the college.
- The analysis shows that 93.5 percent of the teachers stated that the syllabi they taught maintained proper balance between theory and practical, at the same time 6.5 percent teachers were not sure whether the syllabi maintained this balance.
- Similarly, more than 95 percent teachers have opined that the objective of the course, they taught was well-defined.

- Feedback further revealed that more than 84 percent teachers agreed that the books / journals etc., prescribed as reference materials were relevant and updated, and the courses / syllabi they taught helped to increase their interest, knowledge and perspective in the subject area.
- More than 91 percent teachers agreed that the college gave them full freedom to adopt new methods, techniques and strategies for learning as well as for assessment and evaluation of the performance of students. Similarly, performance evaluation was conducted efficiently and effectively through tests and examinations.
- Analysis also indicates that, almost all teachers were satisfied with availability of library books and the environment in the college, five teachers have expressed their disagreement towards the statements describing the availability of prescribed books in the library.
- Feedback also revealed that, the environment in the college is conducive to teaching and research.
- Similarly, all the teachers were satisfied with the management and administration of the college and opportunities provided by the institution to the teachers for upgrading their skills and qualifications.
- Responses also indicate that, 84.80 percent of the teachers were satisfied with the ICT facilities in the college
- Further, out of 46 respondents, 91.30 percent of them are satisfied with canteen facilities. Regarding responses related to maintenance and cleaning of classrooms, 87 per cent faculty members expressed their satisfaction and one teacher opined to improve cleanliness and maintenance of classrooms toilets and washrooms in the college.

Further, the mean value calculated (4.73) from the above data shows that the overall satisfaction level of teachers is also high. Thus, it can be rightly concluded that teachers are highly satisfied with the curriculum, teaching learning environment, administration, infrastructure facilities and maintenance of college campus.

FEEDBACK FROM TEACHERS

■ Strongly Agree
 ■ Agree
 ■ Neither Agree Nor Disagree
 ■ Disagree
 ■ Strongly Disagree



ALUMNI FEEDBACK
ON CURRICULUM DESIGN AND IMPLEMENTATION
2021-22

Alumni Feedback

2021-2022

The Internal Quality Assurance Cell (IQAC) of the NAM College collects alumni feedback on curriculum through online. Alumni, as the former students of an educational institution can provide valuable information regarding the effectiveness of the curriculum and the programmes or courses they studied, changes to be made in the curriculum, their experience in teaching, learning environment and campus life etc., and suggestions for improving all these factors for qualitative improvement of the institution. Considering this end in view feedback was collected from alumni of last five years, by using four scale rating, Viz. Excellent, Very Good, Good, Poor, analyzed and reported. Summary of the report is given below.

**TABLE SHOWING DETAILS OF ANALYSIS OF FEEDBACK
COLLECTED FROM ALUMNI MEMBERS**

| Sl. No | Parameters | Excellent (In %) | Very Good (In %) | Good (In %) | Poor (In %) | Total (In %) |
|-----------------------------------|--|------------------|------------------|-------------|-------------|--------------|
| 1. | How do you rate the courses that you have learnt in the college in relation to your current job / occupation | 43.6 | 31.3 | 23.3 | 1.8 | 100 |
| 2. | Infrastructure, Lab and canteen facilities | 42.1 | 32.1 | 22.6 | 3.3 | 100 |
| 3. | Faculty | 48.9 | 31.3 | 18.8 | 1.0 | 100 |
| 4. | Library and Educational Resources | 57.6 | 29.6 | 11.8 | 1.0 | 100 |
| 5. | Office Staff | 46.9 | 34.6 | 16.5 | 2.0 | 100 |
| 6. | Admission Procedure | 55.9 | 29.3 | 14.0 | 0.8 | 100 |
| 7. | Campus atmosphere | 64.4 | 19.8 | 13.8 | 2.0 | 100 |
| 8. | Alumni association network of old friends | 37.6 | 34.8 | 23.3 | 4.3 | 100 |
| 9. | Representation of alumni in college activities | 37.3 | 31.6 | 26.3 | 4.8 | 100 |
| 10. | Overall Rating of the College | 48.9 | 33.6 | 16.5 | 1.0 | 100 |
| Overall Grade Point = 3.25 | | | | | | |

Source: Survey Data

The table given above shows the summary of the analysis of feedback collected from alumni on various matters related to curriculum, facilities in the college, services rendered and other aspects which are directly related to the satisfaction of students as a part of stakeholders of the college. As a part of collection of feedback, a questionnaire with 10 questions in four-point rating scale, was sent to them. The answer to each question has four options viz Excellent =4; Very Good = 3; Good = 2 and Poor =1. Responses received from the alumni of last five years for each of the 10 questions in the questionnaire are given in the following paragraphs.

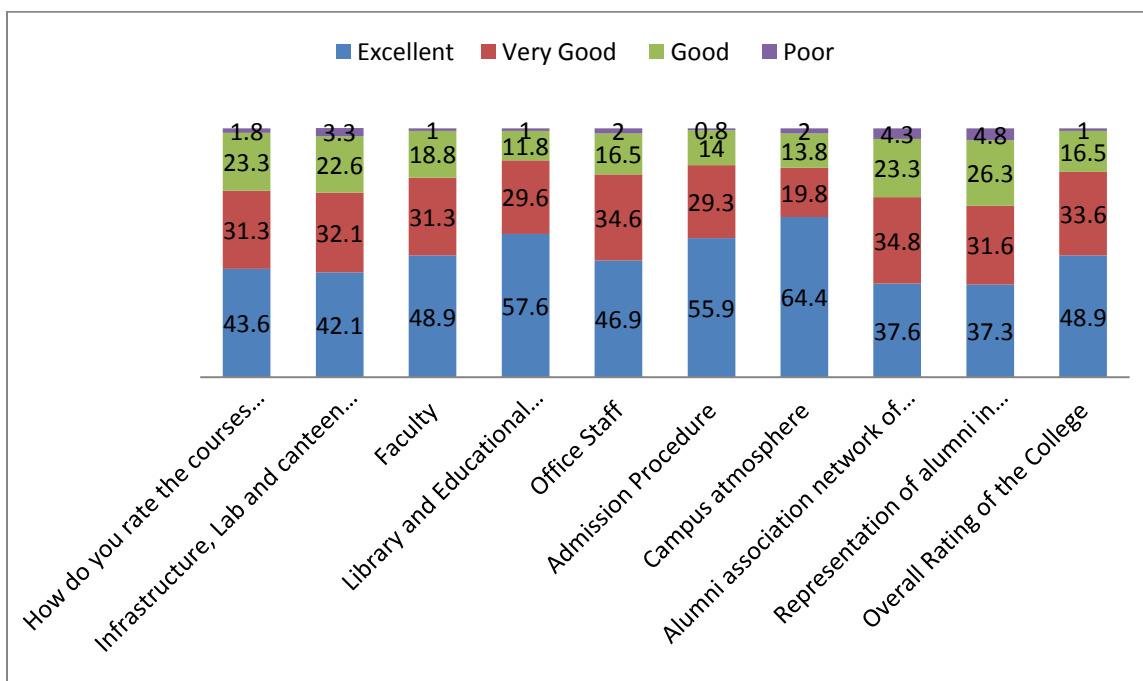
The first question was related to the curriculum offered in the college. An important objective of higher education is to enable one to get a befitting job or occupation and help him in his career development. Responses received from the alumni show that, 98.20 percent of them are satisfied with the curriculum offered in the college and what they learnt from the college during the tenure of their study.

The first question was related to the Infrastructure, Lab and canteen facilities availed in the college. Responses received from the alumni show that, 97.20 percent of them are satisfied with the infrastructure facilities availed in the college.

Similarly, they are very satisfied about the aspects facilities, faculty members, library facilities, service of the office staff, admission procedure and campus atmosphere. It is important to note that, more than 57 per cent of the respondents have stated that the library facilities, admission procedure and campus atmosphere are excellent. Though more than 95 percent of the respondents are satisfied with alumni networks and representation of alumni in college level committees and activities.

The feedback also shows that all the respondents (except 1.0 percent) have expressed overall satisfaction. Further, the overall grade calculated is 3.25, which shows that on an average, the respondents have given very good and excellent ratings to the various questions in the feedback. Thus, it can be concluded that the alumni are very satisfied with the curriculum, teaching and learning process, infrastructural facilities, campus environment and other aspects under review.

Figure: Feedback from Alumni



**CURRICULUM FEEDBACK BY
EMPLOYER'S
2021-22**

Curriculum Feedback by Employers

The Internal Quality Assurance Cell {IQAC} of the NAM College is collecting feedbacks from The Employers based on curriculum. It will help the college to assess its services for the students and areas that need to be improved to enhance the quality of the students experience at the college.

| | | |
|--|--|--|
| Markaz OKhalid Memorial English School | Coervalleys Herbal Technologies Pvt. Ltd. | Name of the organization |
| okhalidmes@gmail.com | Cvem025, 9645163816 | Email id & contact No. |
| APNA FERBIN | ANSIYA AK | Name of the Employee |
| Excellent | Excellent | Course and the learned outcome of the employee is applicable for the organization |
| Very Good | Good | Curriculum helps to develop the personal growth towards the employee's career |
| Very Good | Very Good | Curriculum/Course create employability |
| Very Good | Good | It helps to enhance intellectual aptitude of the employee |
| Very Good | Very Good | Curriculum helps to manage and solve social and personal problems |
| Very Good | Excellent | Curriculum helps to develop socio-economic status of the employee's career |
| Very Good | Excellent | How do you rate the working skill of this employee for your job |
| Very Good | Excellent | How do you rate the soft skills of the employee |
| Good | Excellent | How will you rate the employer-employee relationship |
| Very Good | Very Good | How do you evaluate the technological skill of the employee required for the job |

| | | | | | |
|------------------------|-------------------------|-------------------------|-------------------------|-------------------------|--|
| Element Doha LLC | SIHSS Ummathur | SIHSS Ummathur | SIHSS Ummathur | SIHSS Ummathur | Markaz OKhalid Memorial English School |
| Info.qatar@element.com | SIhss10175kkd@gmail.com | SIhss10175kkd@gmail.com | SIhss10175kkd@gmail.com | SIhss10175kkd@gmail.com | okhalidmes@gmail.com |
| Muhammad Asharali | Muhammad N | Shareefa K | Souda M.K | Thuluvankunnum Jabir | SHAZIYA AFRIN |
| Very Good | Excellent | Excellent | Excellent | Excellent | Excellent |
| Very Good | Excellent | Excellent | Excellent | Excellent | Very Good |
| Very Good | Excellent | Excellent | Excellent | Excellent | Very Good |
| Good | Excellent | Excellent | Excellent | Excellent | Very Good |
| Very Good | Excellent | Excellent | Excellent | Excellent | Very Good |
| Good | Excellent | Excellent | Excellent | Excellent | Very Good |
| Very Good | Excellent | Excellent | Excellent | Excellent | Very Good |
| Excellent | Excellent | Excellent | Excellent | Excellent | Very Good |
| Very Good | Excellent | Excellent | Excellent | Excellent | Very Good |
| Very Good | Excellent | Excellent | Excellent | Excellent | Very Good |

| | | | | |
|--------------------------------------|--------------------------------------|--|---|---|
| Oasis Cuisines LLC | Oasis Cuisines LLC | Kariyad Service Coop Bank Ltd | Mahe Cooperative College of higher education | NCAS ,Puliyavu |
| info@oasiscuisines.com,00971-4667526 | info@oasiscuisines.com,00971-4667526 | kariyadscb@gmail.com , 04902397430 | Miiit689tech@gmail.com , 9400466146 | ncasp@gmail.com , 9562991077 |
| Marjan Kurukkan Maliyil | Faizal Mohammed Moockichon | Anu MK | Bijina | Haris PP |
| Very Good | Very Good | Good | Very Good | Very Good |
| Very Good | Very Good | Good | Very Good | Very Good |
| Very Good | Very Good | Good | Excellent | Very Good |
| Very Good | Very Good | Good | Excellent | Very Good |
| Very Good | Very Good | Good | Excellent | Good |
| Very Good | Very Good | Good | Excellent | Very Good |
| Very Good | Excellent | Good | Very Good | Very Good |
| Very Good | Excellent | Good | Very Good | Good |
| Very Good | Excellent | Good | Very Good | Good |
| Very Good | Very Good | Good | Very Good | Excellent |

| PKM HSS Kadavathur | PKM HSS Kadavathur | Vannathankandy MLP School, Oavilam | P.Mohan Associates LLP | Canara Bank |
|-------------------------------|-------------------------------|------------------------------------|---|--------------------|
| Valsan v, Head, 9400517420 | Valsan v, Head, 9400517420 | 9645244233 | rageshcacs@gmail.com , 7510116601 | Cb10269@canarabank |
| Safeena N | Subina KM | Naseeja K | Rgesh PV | Sarisha NP |
| Excellent | Excellent | Excellent | Good | Excellent |
| Excellent | Excellent | Excellent | Very Good | Excellent |
| Excellent | Excellent | Excellent | Very Good | Very Good |
| Excellent | Excellent | Excellent | Very Good | Excellent |
| Excellent | Excellent | Excellent | Good | Excellent |
| Excellent | Excellent | Excellent | Very Good | Very Good |
| Excellent | Excellent | Excellent | Good | Excellent |
| Excellent | Excellent | Excellent | Good | Excellent |
| Excellent | Excellent | Excellent | Very Good | Excellent |
| Excellent | Excellent | Excellent | Very Good | Excellent |
| Excellent | Excellent | Excellent | Very Good | Excellent |
| Very Good | Very Good | Excellent | Very Good | Excellent |

| | |
|--|-------------------------------|
| Printech United Gen. Trading Co. | PKM HSS Kadavathur |
| sales@printechonited.com , 00965-0247299 | Valsan v, Head, 9400517420 |
| Muhammed Shaheez | Hafra K |
| Good | Excellent |
| Very Good | Excellent |
| Very Good | Excellent |
| Very Good | Excellent |
| Excellent | Excellent |
| Very Good | Excellent |
| Very Good | Excellent |
| Good | Excellent |
| Excellent | Excellent |
| Very Good | Very Good |

Source: Feedback Response