

# **STUDENT FEEDBACK**

**DEPARTMENT OF ENGLISH**

**STUDENT FEEDBACK ANALYSIS AND ACTION TAKEN REPORT**

Sl no	Suggestions from students	Action Taken
1	Limited use of ICT tools during teaching.	<p>Integrated multimedia presentations, videos, and YouTube classes into teaching.</p> <p>Utilized learning management systems (e.g., Google Classroom) for sharing resources and assignments.</p> <p>Increased use of projectors, PPT and supplemented classes with online resources</p>
2	Inadequate teacher interaction with students.	<p>Scheduled regular interactive sessions, including Q&amp;A and group discussions, during lectures.</p> <p>Adopted a student-centric teaching approach by encouraging participation and initiating discussions.</p> <p>Increased mentorship hours for one-on-one interactions.</p>
3	Lack of constructive feedback on submitted assignments.	<p>Established a systematic feedback mechanism with detailed comments on strengths and areas of improvement.</p> <p>Conducted review sessions post-assignment submission for collective feedback and clarification of doubts.</p> <p>Implemented peer review activities for collaborative learning.</p>
4	Inadequate efforts to promote critical thinking among students.	<p>Incorporated real-world problems, and brainstorming activities into the curriculum.</p> <p>Introduced group projects, class discussions and debates to encourage analytical thinking.</p> <p>Assigned reflective and open-ended questions in assessments to enhance critical thinking</p>

*Priya Nair*

**PRIYA NAIR**  
 ASSISTANT PROFESSOR & HEAD  
 DEPARTMENT OF ENGLISH  
 N. A. M. COLLEGE, KALLIKKANDY

**PRINCIPAL**  
 N. A. M. COLLEGE, KALLIKKANDY  
 P.O. KALLIKKANDY, KANNUR DISTRICT  
 KERALA - 670 693



DEPARTMENT OF COMPUTER SCIENCE

STUDENT FEEDBACK ANALYSIS AND ACTION TAKEN REPORT

Sl no	Suggestions from students	Action Taken
1	Lack of usage of ICT tools in Teaching learning process	Provided classes using projectors, PPT, smart boards etc.
2	Spend less time for doubt clearing	Decided to allocate extra time other than regular class hours to clear topics and doubts.
3	Detailed explanations are needed for programming papers	Decided to explain the programming concepts by practicing to solve more example programs
4	Content delivery in topics are not enough to generate critical thinkings.	Decided to provide more lab exercises in programing papers.



*for*  
*Mansy*  
HEAD OF THE DEPARTMENT  
Department of Computer Science  
N.A.M. College Kallikkandy  
Kannur Dist. Kerala - 670693

*M*  
PRINCIPAL  
N.A.M. COLLEGE, KALLIKKANDY  
P.O. KALLIKKANDY, KANNUR DIST  
KERALA - 670 693


## DEPARTMENT OF POLYMER CHEMISTRY

### *Action Taken Report On Students' Feedback 2023-24*

Sl. No.	Suggestions from students	Action Taken
1	Students grievance redressal on attendance should be considered.	Considered 10 minutes relaxation for first hour attendance as far as travelling inconvenience is considered.
2	More career guidance and counselling programmes are to be conducted	Career guidance and counselling programmes were conducted
3	Provide opportunities in the usage of ICT for learning process among students.	Strengthened the usage of ICT for learning process among students by providing computer and projectors.



  
PRINCIPAL  
N.A.M. COLLEGE, KALLIKKANDY  
P.O. KALLIKKANDY, KANNUR DIST  
KERALA - 670 693

  
27/3/24  
Dr. MUHAMMAD ISMAIL K.M  
Asst. Professor & HOD  
Dept. of Polymer Chemistry  
NAM College, Kallikkandy  
Kannur, Kerala - 670 693


DEPARTMENT OF MANAGEMENT STUDIES

NAM COLLEGE KALLIKKANDY

STUDENT FEEDBACK ANALYSIS AND ACTION TAKEN REPORT

2023-24

Sl. No	Suggestions from students	Action Taken
1	To provide more online learning resources	Decided to provide power point presentations and its links
2	To provide career guidance sessions	Decided to conduct career guidance programmes
3	To conduct field visit for acquiring practical knowledge in operations management	Decided to conduct a field visit to Allay food products.
4	To provide more books in library for reference	Considered and decided to apply to the library for including new books
5	To provide additional classes for problem papers	Considered and directions are given to respective teachers handling problem papers.

  
PRINCIPAL  
M.A.M. COLLEGE, KALLIKKANDY  
P.O. KALLIKKANDY, KANNUR DIST  
KERALA - 670 693




  
Abdul Anraf M  
Assistant Professor and Head  
Department of Management Studies  
NAM College, Kallikkandy  
Kannur, Kerala - 670693

## PG Department of Commerce

### Students Feedback Analysis and Action Taken Report

Student Suggestions	Action Taken
Technology used in teaching is very limited.	Integration of technology in classrooms increased by introducing smartboards, e-learning platforms, and digital resources. Training sessions for teachers were organized to enhance their use of technology in teaching.
Remedial classes are insufficient.	Scheduled additional remedial classes across subjects. Appointed dedicated faculty to oversee the effectiveness of these sessions and ensure individual attention to struggling students.
Limited skill enhancement activities for students.	Organized workshops, seminars, and skill development programs focusing on communication, leadership, and technical skills. Collaborated with industry professionals to conduct guest lectures and interactive sessions.



  
Musthafa KS  
Assistant Professor of Commerce  
N.A.M. College, Kallikkandy  
Kannur, Kerala - 670693

  
PRINCIPAL  
N.A.M. COLLEGE, KALLIKKANDY  
P.O. KALLIKKANDY, KANNUR DIST  
KERALA - 670 693



**N.A.M COLLEGE KALLIKKANDY**  
(Aided & affiliated to Kannur University & Re-Accredited by NAAC with 'A' Grade)  
**VIDYAGIRI**  
P.O KALLIKKANDY, KANNUR Dt., PIN 670693  
E-Mail: namcollege@yahoo.co.in Phone:0490-2375900,246306

## STUDENT FEEDBACK REPORT 2023-24

Department: Mathematics

Suggestion from students	Action plan
<ul style="list-style-type: none"><li>➤ Give more problem-solving classes.</li><li>➤ Need some workout sessions to solve questions from previous university examination question papers.</li></ul>	<ul style="list-style-type: none"><li>➤ Planning to prepare a work book including the possible questions from all possible topics</li><li>➤ Will include the sessions exclusively for solving university question papers</li></ul>

2

  
5/12/24

Head of the Department





Principal

PRINCIPAL  
N.A.M. COLLEGE, KALLIKKANDY  
P.O. KALLIKKANDY, KANNUR DIST  
KERALA - 670 693

# **TEACHERS FEEDBACK**



## FEEDBACK FROM TEACHERS

2023-2024

Information collected from Teachers about the satisfaction level with regard to the curriculum, teaching and learning, evaluation, infrastructure and administration by using five scale rating, Viz. Strongly Agree, Agree, Neither Agree or Disagree, Disagree and Strongly Disagree. Overall Rating (Mean Value) = 4.51; N=36

SL No	Statement	Responses (Percent)					Total
		Strongly Agree	Agree	Neither Agree Nor Disagree	Disagree	Strongly Disagree	
1	The courses / syllabi taught by me have a good balance between theory and application	33.33	61.11	0.0	5.56	0.0	100
2	The objectives of the syllabi are well defined	44.44	44.44	8.33	2.78	0.0	100
3	The books/journals etc. prescribed / listed as reference materials are relevant, updated and cover the entire syllabi	33.33	52.78	8.33	5.56	0.0	100
4	The courses / syllabi of the subjects taught by me increased my interest, knowledge and perspective in the subject area	52.78	38.89	5.56	2.78	0.0	100
5	The college has given me full freedom to adopt new techniques / strategies of teaching such as group discussions, seminar presentations and learners' participation	72.22	27.78	0.0	0.0	0.0	100
6	I have the freedom to adopt new techniques / strategies of testing and assessment of students	72.22	27.78	0.0	0.0	0.0	100
7	Tests and examinations are conducted well in time with proper coverage of all units in the syllabus.	66.67	25.00	8.33	0.0	0.0	100
8	The prescribed books are	22.22	52.78	11.11	8.33	5.56	100

	available in the Library in sufficient numbers						
9	The environment in the College is conducive to teaching and research	44.44	50.00	5.56	0.0	0.0	100
10	The administration is teacher friendly.	50.00	50.00	0.0	0.0	0.0	100
11	The college provides adequate opportunities and support to faculty members for upgrading their skills and qualifications	69.44	30.56	0.0	0.0	0.0	100
12	ICT facilities in the college are adequate and satisfactory	83.33	8.33	8.33	0.0	0.0	100
13	Separate space in college Canteen is available for Teachers	77.78	22.22	0.0	0.0	0.0	100
14	Toilets / washrooms are clean and properly maintained	83.33	16.67	0.0	0.0	0.0	100
15	The classrooms are clean and well maintained	77.78	22.22	0.0	0.0	0.0	100

Source: Primary Data

As a part of ensuring quality, IQAC collected and analyzed feedback from different stakeholders and findings were discussed for taking actions, if necessary. Teachers constitute an important stakeholder group in higher educational institutions. During the academic year 2023- 24, feedback was collected from teachers through Feedback Form. The Form contained 15 statements, in Five Point Likert Scale. Faculty members have to write numbers 5 to zero against each statement as their response. (5= Strongly Agree, 4= Agree, 3= Neither Agree or 2= Disagree and 1= Disagree). Duly filled in forms were received from 36 teachers.

### Analysis & Observations:

#### 1. Teaching and Course Design:

- A majority of respondents agree that the **courses and syllabi** have a good balance between theory and practical application (94.44% combined "Strongly Agree" and "Agree").
- **Course objectives** are perceived as well-defined by 88.88% of respondents.
- Most respondents (86.11%) feel that the **reference materials** such as books and journals are relevant and updated.

#### 2. Interest and Knowledge Growth:

- Over 91% of respondents agree that the courses increased their **interest, knowledge, and perspective** in the subject area.

3. **Teaching Freedom:**

- 100% of respondents indicated they have the freedom to adopt **new teaching techniques and testing strategies**, with 72.22% "Strongly Agreeing" to this point.

4. **Assessment and Examination:**

- 91.67% of the faculty believe that tests and examinations are conducted on time with adequate coverage of the syllabus.

5. **Library and Facilities:**

- While most faculty members agree that **books are available in the library** (75% combined), a significant number feel there is some limitation in availability (5.56% strongly disagree).
- The **ICT facilities** (91.66% approval) and the **canteen space for teachers** (100%) are seen as satisfactory by most respondents.

6. **Administrative Support:**

- Faculty finds the **administration teacher-friendly** with 100% agreement, and the college provides adequate support for **skill and qualification upgrading** (100% positive responses).

7. **Environment and Maintenance:**

- Both the **college environment** (94.44%) and facilities such as **classrooms** (100%) and **toilets/washrooms** (100%) are rated highly for cleanliness and maintenance.

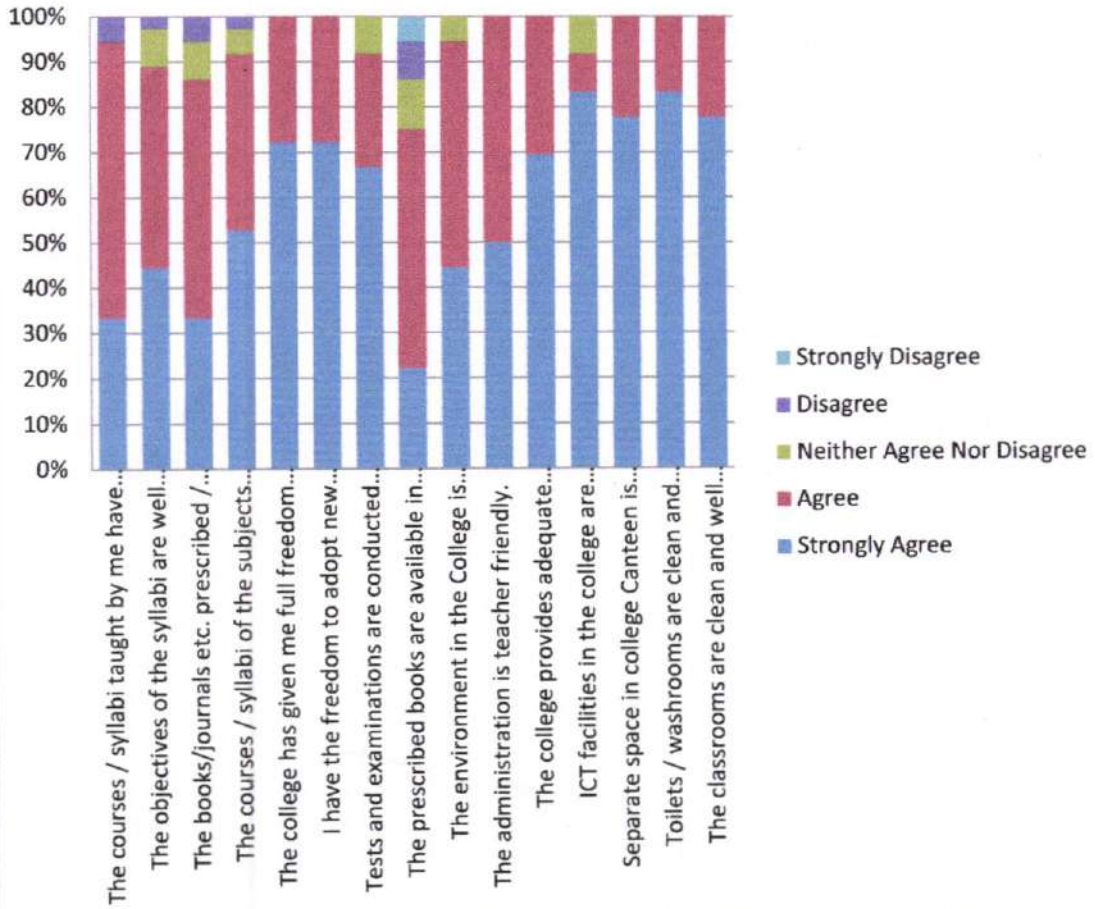
**Conclusion:**

The feedback received from faculty members shows a highly positive response toward the overall teaching environment, administrative support, and infrastructure. While there are some areas like library resources that need improvement, the general perception of the college's teaching environment, infrastructure, and administration is overwhelmingly favorable.



  
PRINCIPAL  
N.A.M. COLLEGE, KALLIKKANDY  
P.O. KALLIKKANDY, KANNUR DIST  
KERALA - 670 693

## Feedback Form - Teachers



*[Handwritten Signature]*

**PRINCIPAL**  
**N.A.M. COLLEGE, KALLIKKANDY**  
**P.O. KALLIKKANDY, KANNUR DIST**  
**KERALA - 670 693**

# **ALUMNI FEEDBACK**

## Feedback From Alumni 2023-2024

Alumni, as the former students of an educational institution can provide valuable information regarding the effectiveness of the curriculum and the programmes or courses they studied, changes to be made in the curriculum, their experience in teaching, learning environment and campus life etc., and suggestions for improving all these factors for qualitative improvement of the institution. Considering this end in view feedback was collected from alumni of last five years, by using four scale rating, Viz. Excellent, Very Good, Good, Poor, analyzed and reported. The survey evaluates various aspects of the institution, including course relevance, faculty, infrastructure, alumni engagement, and overall satisfaction.

Summary of the report is given below.

### Completed Course

Course	No of Respondents	Percentage
B.Sc Computer Science	32	16.2
B.Sc Polymer Chemistry	28	14.2
B.Sc Mathematics	26	13.2
B.Com	45	22.8
B.B.A	16	8.1
B.A History	1	.5
B.A English	12	6.1
M.Com	36	18.3
M.Sc Mathematics	1	.5
Total	197	100.0

### Year Of Completion

Year	No of Respondents	Percentage
2023	128	65.0
2022	44	22.3
2021	16	8.1
2020	2	1.0
2019	7	3.6
Total	197	100.0

### Present Status

Status	No of Respondents	Percentage
Studying	55	27.9
Working	125	63.5
Home Maker / Nothing	17	8.6
Total	197	100.0

**TABLE SHOWING DETAILS OF ANALYSIS OF FEEDBACK  
COLLECTED FROM ALUMNI MEMBERS**

Sl. No	Parameters	Excellent (In %)	Very Good (In %)	Good (In %)	Poor (In %)	Total (In %)
1.	How do you rate the courses that you have learnt in the college in relation to your current job / occupation	45.70	33.00	19.30	2.00	<b>100.00</b>
2.	Infrastructure, Lab and canteen facilities	46.70	32.00	16.80	4.60	<b>100</b>
3.	Faculty	52.80	30.50	15.20	1.50	<b>100</b>
4.	Library and Educational Resources	56.90	33.50	8.10	1.50	<b>100</b>
5.	Office Staff	50.80	32.50	13.70	3.00	<b>100</b>
6.	Admission Procedure	55.80	31.00	12.20	1.00	<b>100</b>
7.	Campus atmosphere	66.50	19.30	11.70	2.50	<b>100</b>
8.	Alumni association network of old friends	44.70	36.00	17.30	2.00	<b>100</b>
9.	Representation of alumni in college activities	43.70	35.00	19.80	1.50	<b>100</b>
10.	Overall Rating of the College	54.30	31.50	12.70	1.50	<b>100</b>
<b>Overall Grade Point = 3.33</b>						

Source: Survey Data

The table given above shows the summary of the analysis of feedback collected from alumni on various matters related to curriculum, facilities in the college, services rendered and other aspects which are directly related to the satisfaction of students as a part of stakeholders of the college. As a part of collection of feedback, a questionnaire with 10 questions in four-point rating scale, was sent to them. The answer to each question has four options viz Excellent =4; Very Good = 3; Good = 2 and Poor =1. Responses received from the alumni of last five years for each of the 10 questions in the questionnaire are given in the following paragraphs.

**Overall Grade Point:**

Based on the responses and ratings across the parameters, the overall grade point for the college is:

3.33 (on a 4-point Likert scale).

**Key Observations:**

Faculty and Library & Educational Resources received the highest "Excellent" responses (52.80% and 56.90%, respectively), indicating strong satisfaction in these areas.

Campus Atmosphere stood out with 66.50% rating it as "Excellent," the highest score among all parameters.

Courses' Relevance to job/occupation received a moderate rating, with 45.70% considering them "Excellent" and 33.00% "Very Good."

Alumni Engagement (Parameters 8 & 9) showed scope for improvement, with "Excellent" responses below 45%.

Infrastructure, Lab, and Canteen Facilities had a slightly higher "Poor" rating at 4.60%, pointing to potential improvement areas.

**Conclusion and Recommendations:**

The alumni feedback highlights overall positive satisfaction with faculty, campus atmosphere, and library resources. To enhance the alumni experience further, the institution may consider:

- Improving alumni representation in college activities.
- Revisiting course content for better alignment with job/occupation requirements.

The 3.33 overall grade point reflects a solid performance, with opportunities for improvement in alumni engagement and infrastructure.



  
PRINCIPAL  
N.A.M. COLLEGE, KALLIKKANDY  
P.O. KALLIKKANDY, KANNUR DIST  
KERALA - 670 693